





HERO QUEST



Defend the King
INSTRUCTION
BOOKLET



Mercenaries Chart

Mercenary	Map Symbol	Cost Per Quest (GOLD COINS)	Movement Squares	Attack Dice	Defend Dice	Body Points	Mind Points
Crossbowman		75	6	3	3	2	2
Halberdier		75	6	3	3	2	2
Scout		50	9	2	3	2	2
Swordsman		100	5	4	5	2	2

The Crossbowman wields a crossbow – See the Armory on the cardboard platform in the Game System. When adjacent to a foe, the Crossbowman attacks with a broadsword.

The Halberdier wields a halberd that enables him to attack diagonally.

The Scout has the Dwarf's ability to detect and disarm traps.

Mercenaries do not collect any treasure. Mercenaries can only move, attack and defend (except for Scout, who can detect and disarm traps).

The cost to hire them is for one Quest only. **If a player wants to hire a Mercenary for more than one Quest, he must pay the Mercenary's cost for each Quest.**



Table of Contents

New Rules.....4

New Monsters..... 4 - 5

New Tiles and Quest Map Symbols5

Mercenaries Chart.....6

Heroes' Allies: King Merkel, King's Guard, Mercenary and Villager.

Heroes may hire Mercenaries before the Quest begins (per rules later in this Instruction Booklet). Heroes control their own Mercenary, despite which armed type.

The Quest Map should be viewable by the Evil Wizard and the Heroes. The Quest begins with all doors/furniture/characters on the board. Doors are closed until opened. Doors may be opened by the Evil Wizard or the Heroes and their Allies. The secret door may only be opened by the Heroes, and then remains open to everyone. Doors with a lock symbol can only be passed through by the Heroes and their Allies. They should always have a closed door on the board to represent this. The Heroes/Allies unlock, pass through, and then lock behind them. The breached walls may be entered by anyone as if they are an open door.

Only the Hero characters may search for treasure. There is no limit on the number of times a Hero may search for treasure in a room. Once all monsters are defeated, the Heroes may no longer search for treasure.

The King's Guard have the same stats as Mercenaries. The Barbarian controls The Swordsman and King Merkel on his turn. The Dwarf controls The Halberdier on his turn. The Elf controls The Crossbowman on his turn. The Wizard controls The Scout and Villager on his turn.

New Rules

Mercenaries

This Quest Pack contains Mercenary figures, with interchangeable weapons that enable you to put together the 4 different types of Mercenaries (the Scout, the Swordsman, the Crossbowman and the Halberdier).

In some Quests, Mercenaries serve as evil monsters who oppose the Heroes. Whenever a Mercenary is shown on a Quest map, it should be considered a monster controlled by Zargon.

Mercenaries are also soldiers who can be hired by a Hero before a Quest begins. They will accompany any Hero on a Quest, if the Hero pays their fee. The fee for each type of Mercenary is given in the Mercenary's card as well as on the Mercenaries Chart on page # of this book. The gold must be paid before

the Quest begins.

A Mercenary is controlled by the Hero who hired him. The Mercenary moves and attacks immediately after that Hero's turn. A Hero can control as many Mercenaries he can afford to hire. A Mercenary can move, open doors, attack and defend as a Hero, but he can take no other actions (except for the Scout, who can search for and disarm traps). A Mercenary does not receive any treasure. If a Hero dies on a Quest, any Mercenary hired by that Hero continues on the Quest, controlled by the fallen Hero's player.

The Scout, Swordsman, Crossbowman and Halberdier each have different statistics and abilities. These are detailed on the cards that come in this Quest Pack, as well as on the Mercenaries Chart on page # of this book.

If a Quest map calls for a type of Mercenary that is not available because they've all been hired by Heroes, Zargon may substitute a different type of Mercenary, or another monster altogether.

Large Monsters

When a monster takes up more than one square (the Giant Wolf in this Quest Pack, for instance), that monster can attack anyone in any adjacent square (including diagonally), even if the monster's figure is facing away from the target.

Multiple Attacks

A Hero rolls defend dice once for each attacking monster. For example, a Hero attacked by 3 Zombies gets 3 separate defend rolls. A Hero attacked by a monster with multiple attacks (such as the Polar Warbear), however, gets only 1 defend roll against that monster per turn, no matter how many of the monster's attacks are directed at the Hero.

New Monsters

Ogre

All Ogres occupy one space on the HeroQuest gameboard. No other figure may pass through the same space as an Ogre figure, whether they are good or evil. Once an Ogre blocks a corridor, it stays blocked until he moves or is killed.

Elven Archer

Elven Archers may attack with 4 combat dice against any non-adjacent target in their line of sight. They attack with only 1 combat die if the target is adjacent. If an Elven Archer loses his bow he rolls only 1 combat die to attack.

Dark Warrior

These monsters work like other monsters. But whenever the Zargon player places a Dark Warrior onto the board, he can arm his Dark Warrior in one of four ways depending on the weapons available.

The Dark Warriors are an elite group of fighters who can defend in a special way. Roll the required number of dice shown as normal and as long as you roll at least one round black shield, the Dark Warrior defends successfully and remains unharmed.

Doomguard

These monsters defend in the same way as the Dark Warriors – They need only roll one black shield to defend against any number of skulls rolled by an attacker.

Ice Gremlin

During Zargon's turn, each Ice Gremlin can either attack a Hero or it can steal one item from one Hero (Zargon's choice). The item stolen cannot be the armor or shield a Hero is using, nor the weapon he is wielding. As soon as an Ice Gremlin has stolen an item, it runs away at full speed. The Heroes can chase the Ice Gremlin on their turn. If they catch it and destroy it, they regain the stolen item. If no Hero can see the Ice Gremlin at the start of Zargon's turn, the Ice Gremlin has escaped with the item. The item should be crossed off the Hero's Character Sheet. Remove the Ice Gremlin figure from the gameboard.

Polar Warbear

The Polar Warbear attacks once with its mighty paw and once with its spiked mace. Two attacks can be made against one opponent or one attack can be made against each of two different opponents.

Yeti

Whenever the Yeti's attack causes a Hero to lose at least 1 Body Point, the Yeti grabs the Hero in a powerful hug. This hug inflicts 2 Body Points of damage to the Hero at the start of each subsequent Zargon turn. The Hero cannot defend against this attack, nor can he take any actions. The Yeti can make no other attacks while hugging. This continues until either the Hero dies or the Yeti is killed by the Hero's companions.

New Tiles and Quest Map Symbols

Iron Entrance Door

This iron door is placed on the edge of the gameboard. Heroes line up outside the iron door to begin the Quest.




Short Stairway

There are 3 movement squares on the short stairway. These tiles are used to create the effect of climbing up or down stairs.



Long Stairway

There are 5 movement squares on the long stairway. These tiles are used to create the effect of climbing up or down stairs.



Breached Wall



Locked Door

Doors with a lock symbol can only be passed through by the Heroes and their Allies. They should always have a closed door on the board to represent this.

